



USET Area Aggregate

COVID-19 Report as of 03/03/21

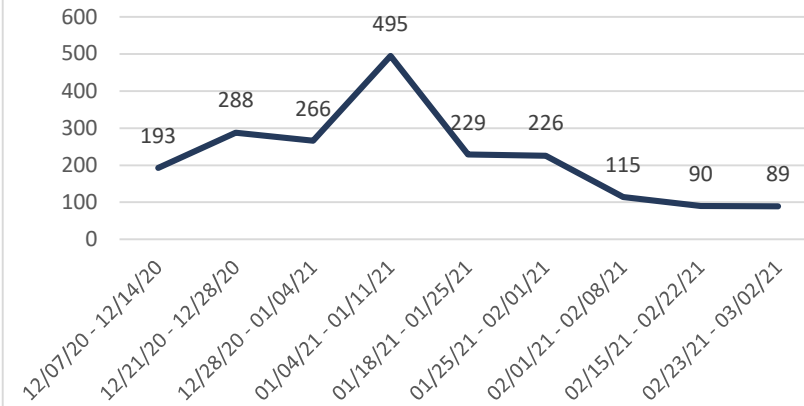
Prepared by the USET Tribal Epidemiology Center

Number of Positive COVID-19 Tests at Reporting Facilities in the IHS Nashville Area in the Last Week: 89

Cumulative Total of Positive COVID-19 Tests at Reporting Facilities in the IHS Nashville Area: 5874

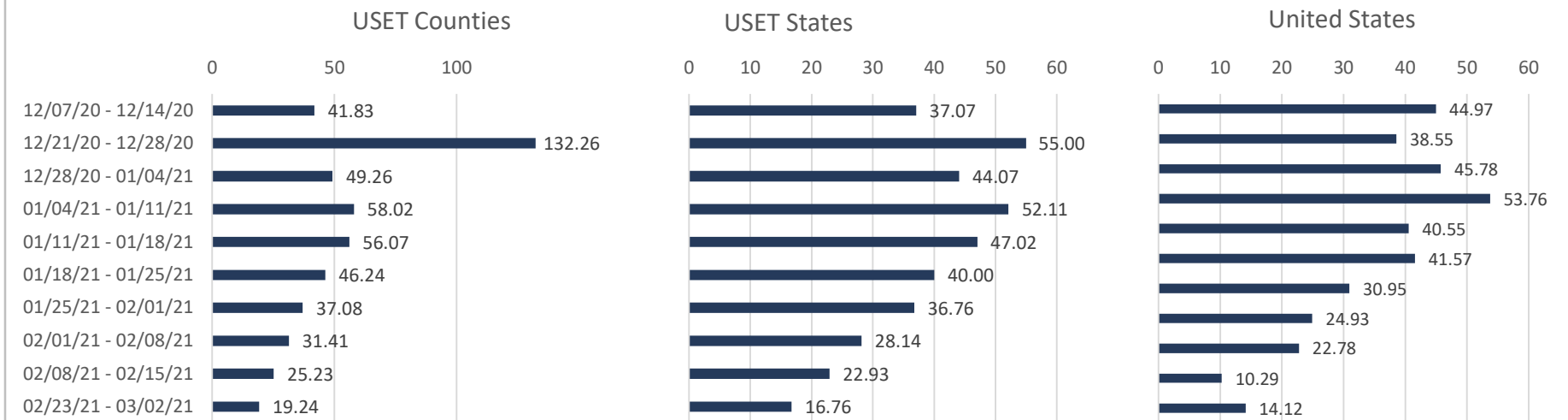
7 Day Positivity Rate at Reporting Facilities in the IHS Nashville Area: 5.6%

Number of Positive COVID-19 Tests Per Week at Reporting Facilities in the IHS Nashville Area¹



New COVID-19 Cases Per 10,000

Purchased and Referred Care Delivery Area (PRCDA) vs State vs United States²



¹ Data from daily reports to the Indian Health Service Nashville Area Office.

² Data from the Centers for Disease Control and Prevention and state health department websites. Data mined every Sunday and Monday.



USET Area Aggregate

COVID-19 Vaccination Report as of 03/03/2021

Prepared by the USET Tribal Epidemiology Center

Data for Reporting Facilities in the IHS Nashville Area as of 03/03/2021

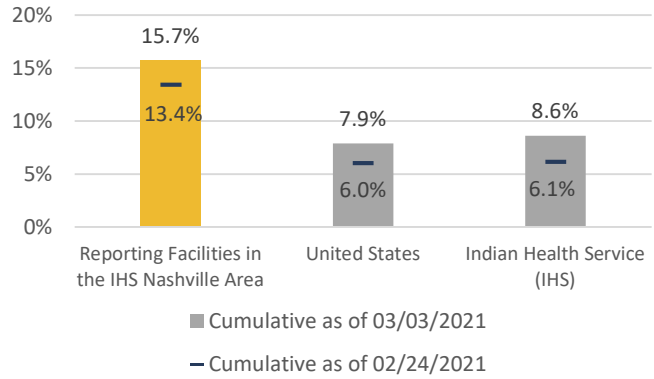
Number of First Doses Administered: 17142
(31% of the User Population)

Total Number of Doses Received: 27500

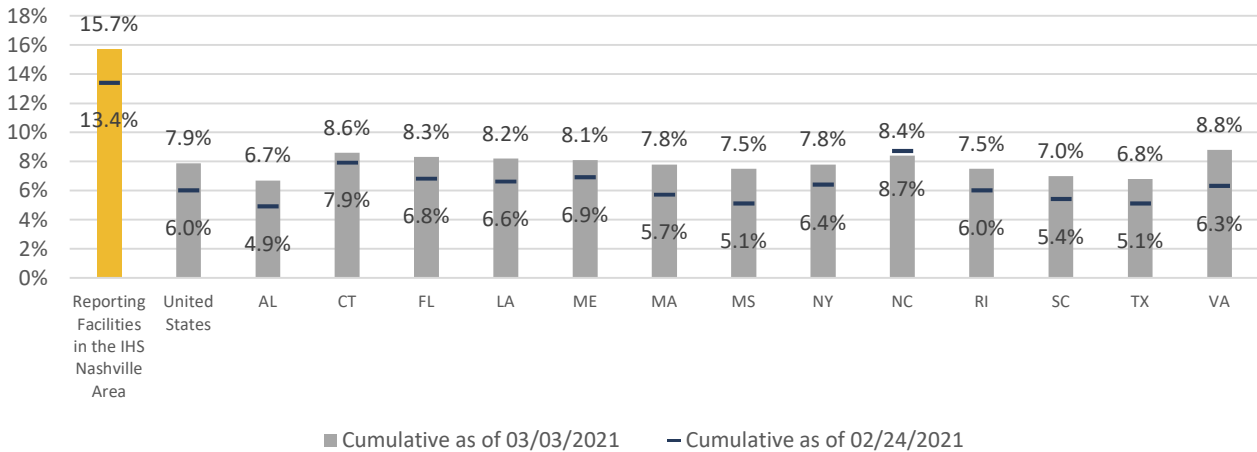
Total Number of Doses Administered: 25836
(43% of Vaccine Anticipated for Administration)

Percentage of User Population Fully Vaccinated
(Received Both Doses): 15.7%

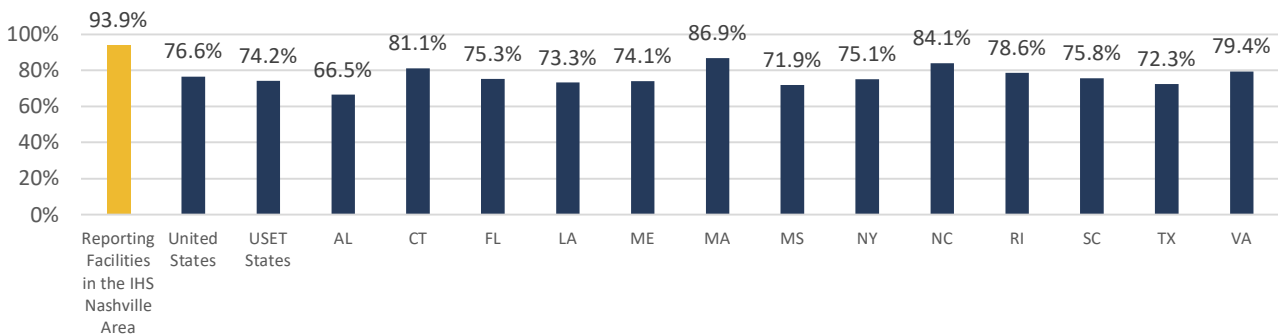
Percentage of Population Fully Vaccinated



Percentage of Population Fully Vaccinated



Percentage of Delivered COVID-19 Vaccination Doses That Have Been Administered



Data is mined from the Centers for Disease Control and Prevention's COVID-19 data tracker on Tuesdays. Additional data for the "Percentage of Population Fully Vaccinated" graphs comes from weekly reports to the Indian Health Service Nashville Area Office.