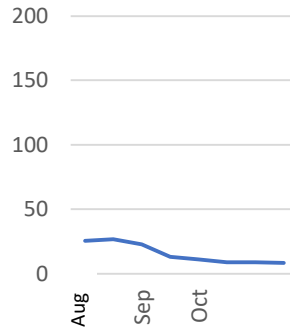




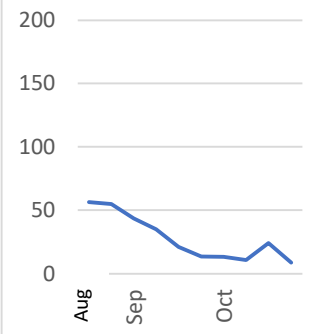
# All USET States vs Individual States New Confirmed COVID-19 Cases Per 10,000

Prepared by the USET Tribal Epidemiology Center  
11/10/21

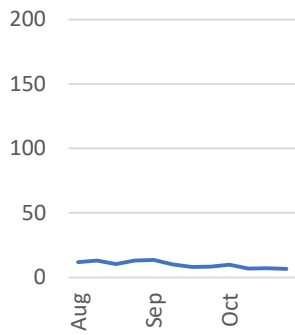
### All USET States



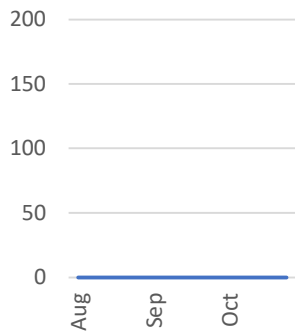
### Alabama



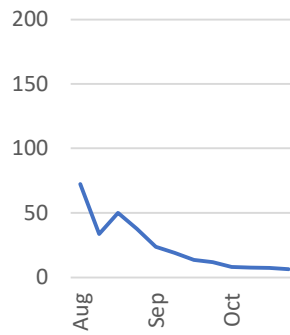
### Connecticut



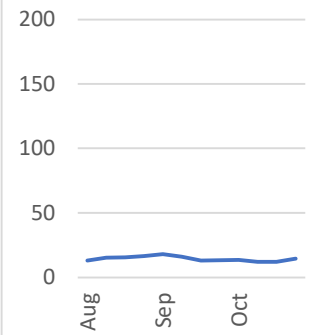
### Florida



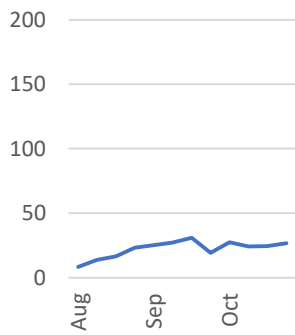
### Louisiana



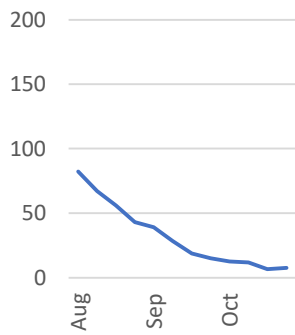
### Massachusetts



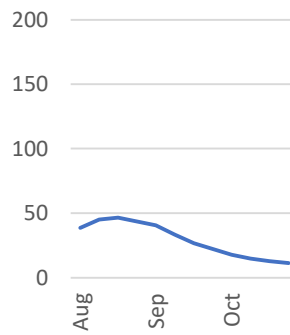
### Maine



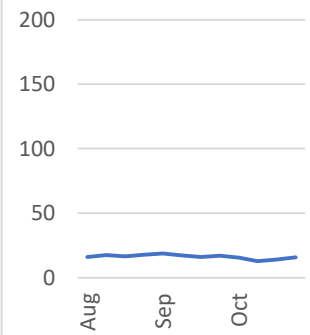
### Mississippi



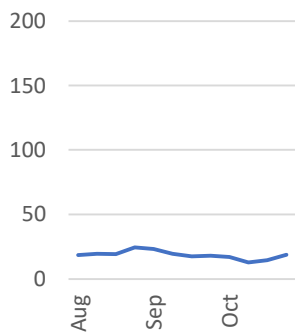
### North Carolina



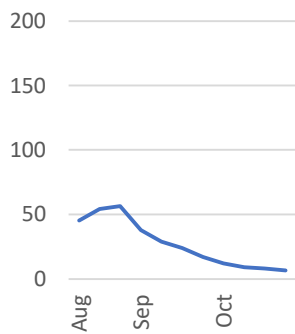
### New York



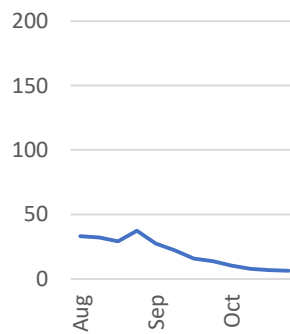
### Rhode Island



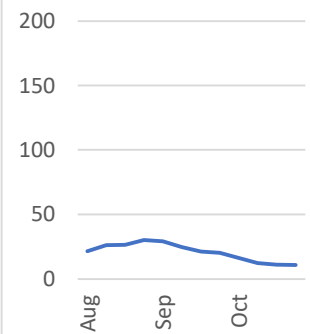
### South Carolina



### Texas



### Virginia



Data is mined Mondays and Tuesdays from the Centers for Disease Control and Prevention and state health department websites.

Please note that state level datapoints for Florida have removed from the "Florida" and "All USET States" graphs, as daily COVID-19 case data for Florida is not available to report on at this time. Datapoints for 8/17 to 8/24 and 8/24 to 8/31 on the "All USET States" and "Alabama" graphs have also been removed for data cleaning.