



USET Area Aggregate

COVID-19 Report as of 07/07/21

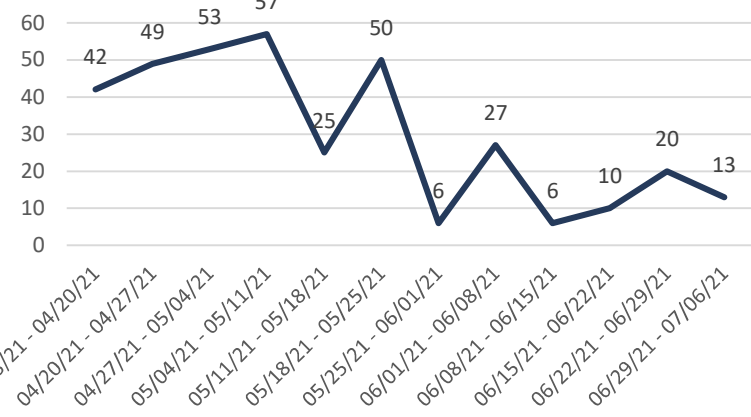
Prepared by the USET Tribal Epidemiology Center

Number of Positive COVID-19 Tests at Reporting Facilities in the IHS Nashville Area in the Last Week: 13

Cumulative Total of Positive COVID-19 Tests at Reporting Facilities in the IHS Nashville Area: 6418


7 Day Positivity Rate at Reporting Facilities in the IHS Nashville Area: 3.7%

Number of Positive COVID-19 Tests Per Week at Reporting Facilities in the IHS Nashville Area¹



New COVID-19 Cases Per 10,000

Purchased and Referred Care Delivery Area (PRCDA) vs State vs United States²



¹ Data from daily reports to the Indian Health Service Nashville Area Office.

² Data from the Centers for Disease Control and Prevention and state health department websites. Data mined every Sunday and Monday.



USET Area Aggregate

COVID-19 Vaccination Report as of 07/07/2021

Prepared by the USET Tribal Epidemiology Center

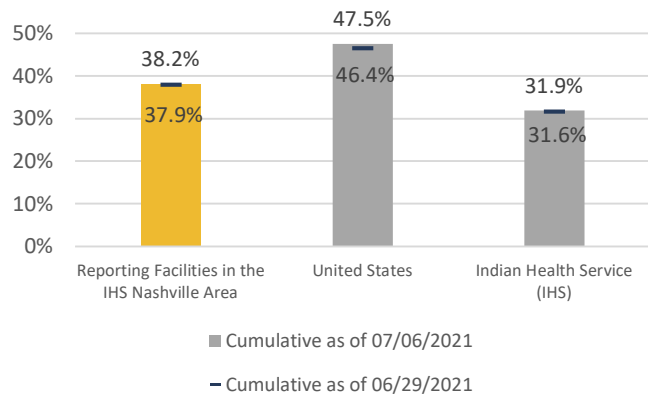
Data for Reporting Facilities in the IHS Nashville Area as of 07/06/2021

Number of First Doses Administered: 4011
(7.3% of the User Population)

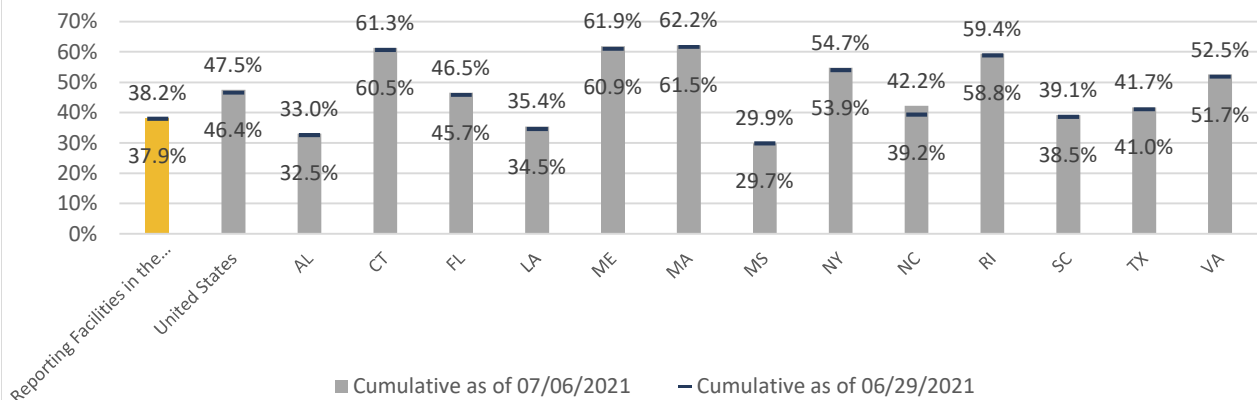
Total Number of Doses Administered: 45548
(75% of Vaccine Anticipated for Administration Administered)

Percentage of User Population Fully Vaccinated
(Received Both Doses): 38.2%

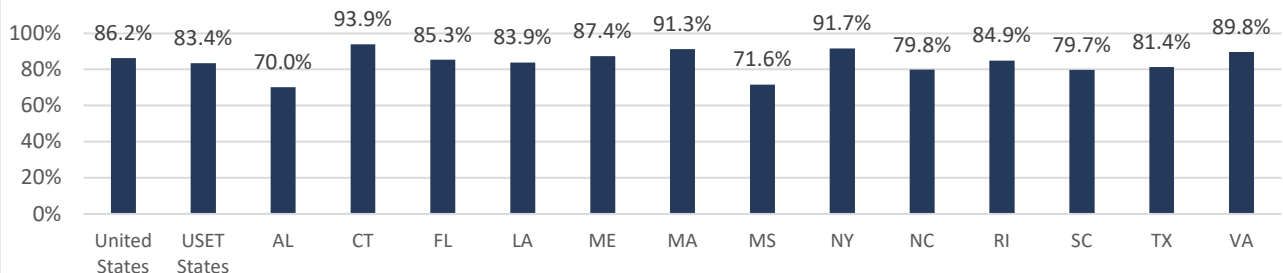
Percentage of Population Fully Vaccinated



Percentage of Population Fully Vaccinated



Percentage of Delivered COVID-19 Vaccination Doses That Have Been Administered



Data is mined from the Centers for Disease Control and Prevention's COVID-19 Data Tracker on Tuesdays. Additional data for the "Percentage of Population Fully Vaccinated" graphs and data table are obtained from daily reports from the Indian Health Service (IHS) COVID-19 Dashboard.