



USET Area Aggregate

COVID-19 Report as of 06/02/21

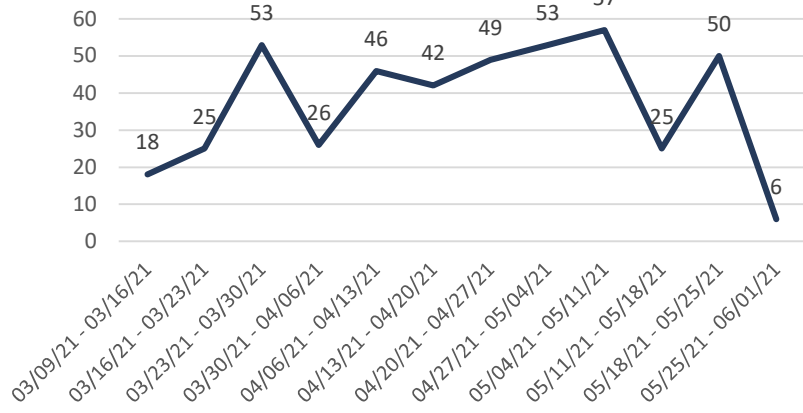
Prepared by the USET Tribal Epidemiology Center

Number of Positive COVID-19 Tests at Reporting Facilities in the IHS Nashville Area in the Last Week: 6

Cumulative Total of Positive COVID-19 Tests at Reporting Facilities in the IHS Nashville Area: 6334

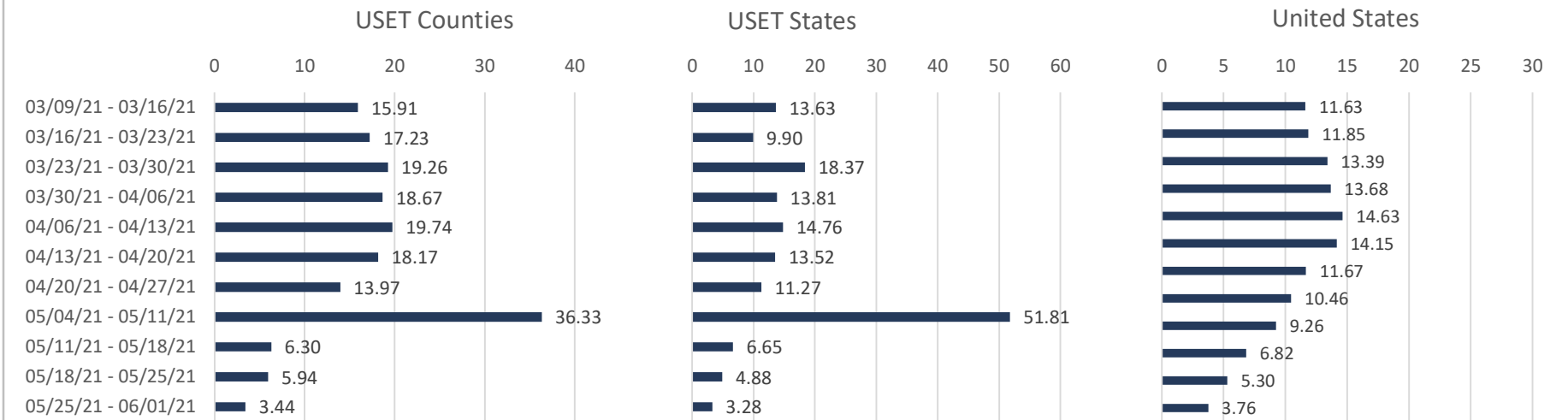
7 Day Positivity Rate at Reporting Facilities in the IHS Nashville Area: 1.3%

Number of Positive COVID-19 Tests Per Week at Reporting Facilities in the IHS Nashville Area¹



New COVID-19 Cases Per 10,000

Purchased and Referred Care Delivery Area (PRCDA) vs State vs United States²



¹ Data from daily reports to the Indian Health Service Nashville Area Office.

² Data from the Centers for Disease Control and Prevention and state health department websites. Data mined every Sunday and Monday.

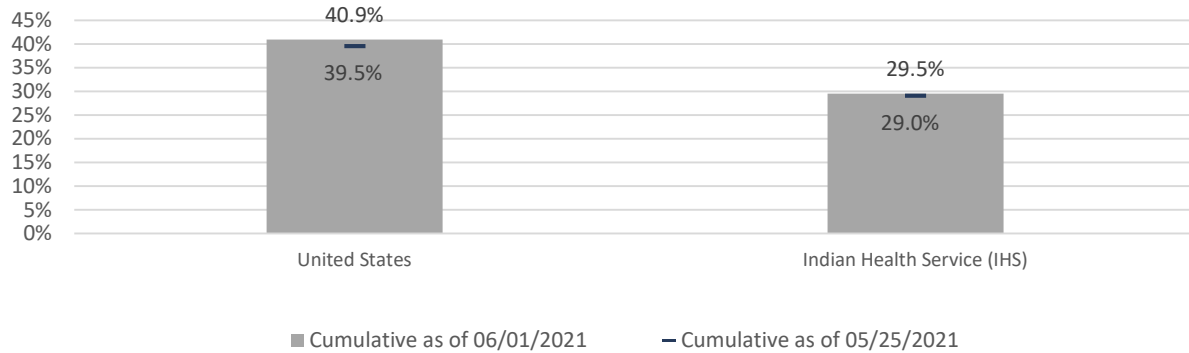


USET Area Aggregate

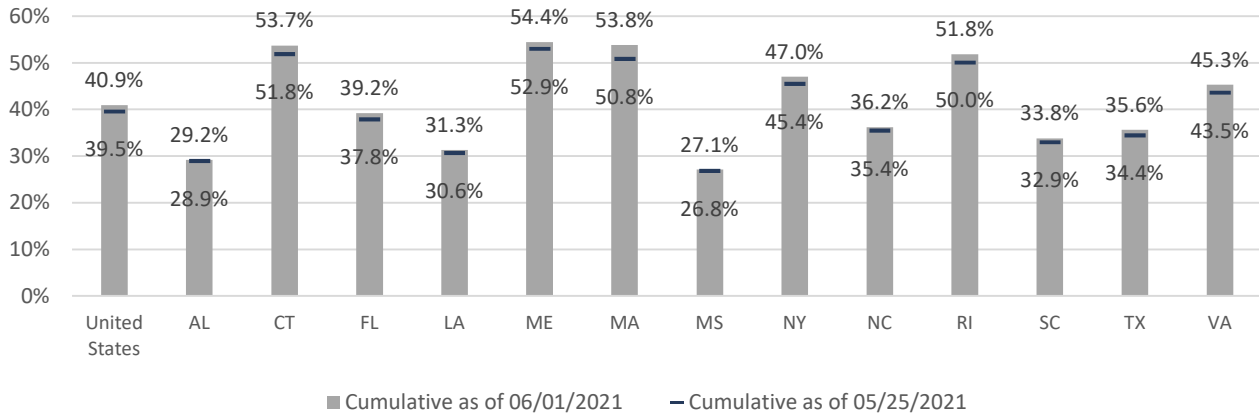
COVID-19 Vaccination Report as of 06/02/2021

Prepared by the USET Tribal Epidemiology Center

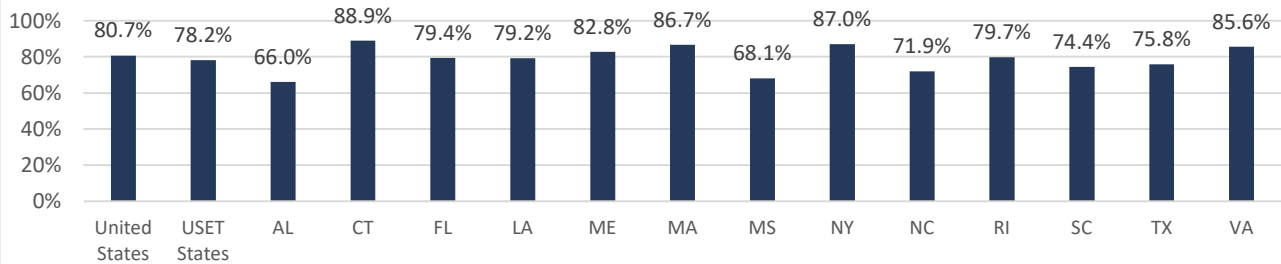
Percentage of Population Fully Vaccinated



Percentage of Population Fully Vaccinated



Percentage of Delivered COVID-19 Vaccination Doses That Have Been Administered



Data is mined from the Centers for Disease Control and Prevention's COVID-19 data tracker on Tuesdays.