



## USET Area Aggregate

COVID-19 Report as of 05/19/21

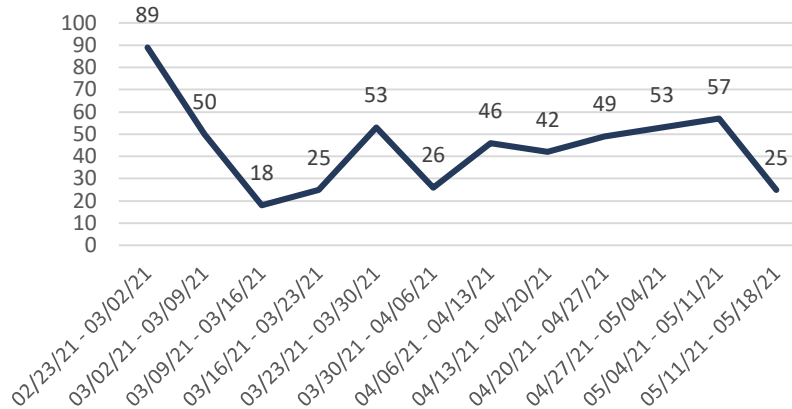
Prepared by the USET Tribal Epidemiology Center

Number of Positive COVID-19 Tests at Reporting Facilities in the IHS Nashville Area in the Last Week: 25

Cumulative Total of Positive COVID-19 Tests at Reporting Facilities in the IHS Nashville Area: 6277

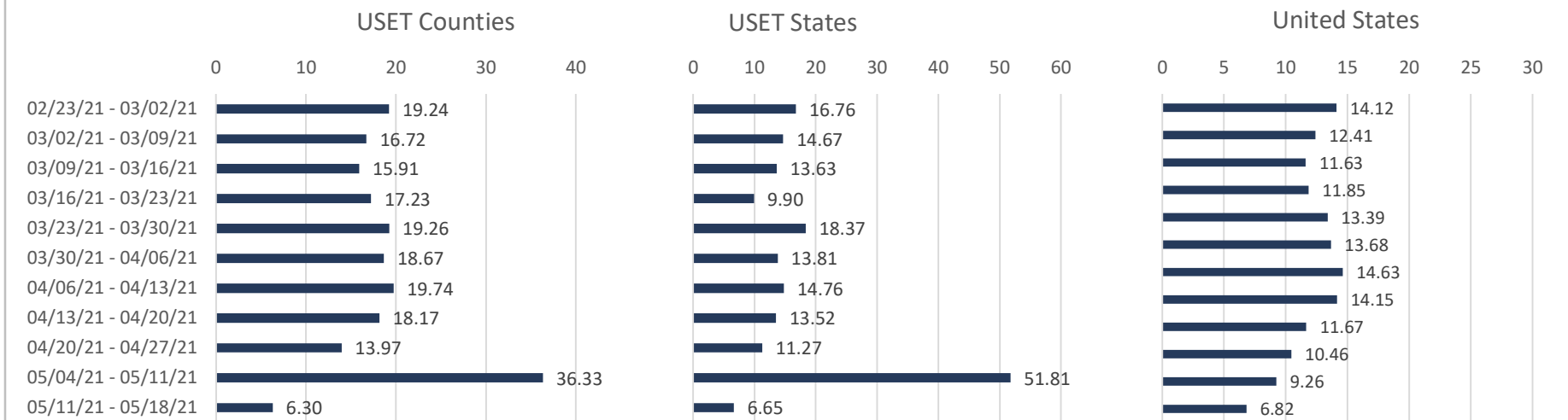
7 Day Positivity Rate at Reporting Facilities in the IHS Nashville Area: 3.6%

Number of Positive COVID-19 Tests Per Week at Reporting Facilities in the IHS Nashville Area<sup>1</sup>



### New COVID-19 Cases Per 10,000

Purchased and Referred Care Delivery Area (PRCDA) vs State vs United States<sup>2</sup>



<sup>1</sup> Data from daily reports to the Indian Health Service Nashville Area Office.

<sup>2</sup> Data from the Centers for Disease Control and Prevention and state health department websites. Data mined every Sunday and Monday.

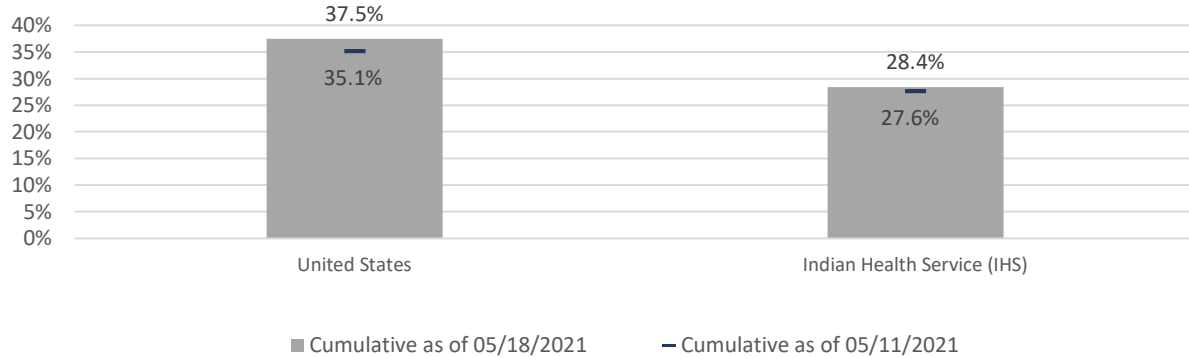


# USET Area Aggregate

COVID-19 Vaccination Report as of 05/19/2021

Prepared by the USET Tribal Epidemiology Center

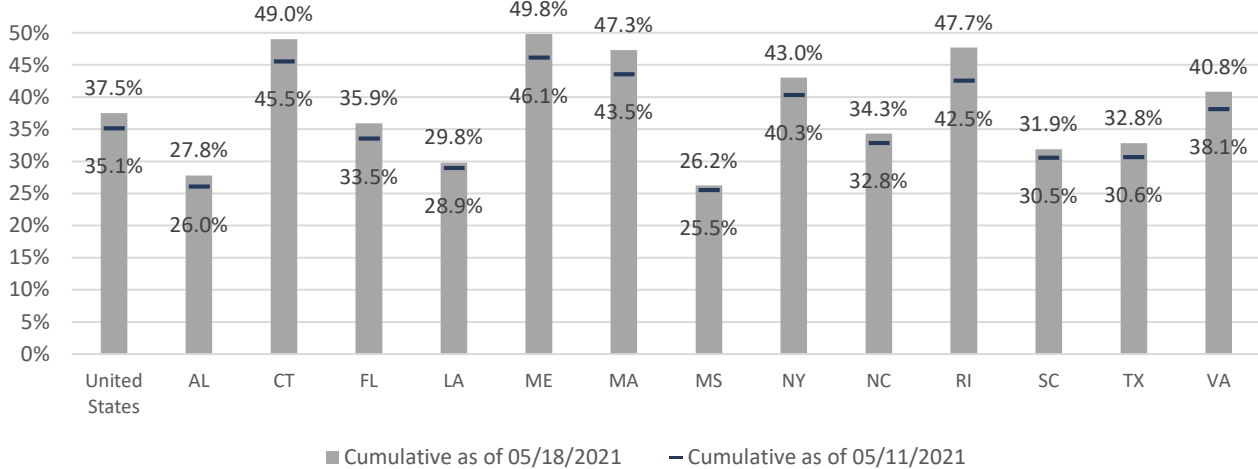
## Percentage of Population Fully Vaccinated



■ Cumulative as of 05/18/2021

— Cumulative as of 05/11/2021

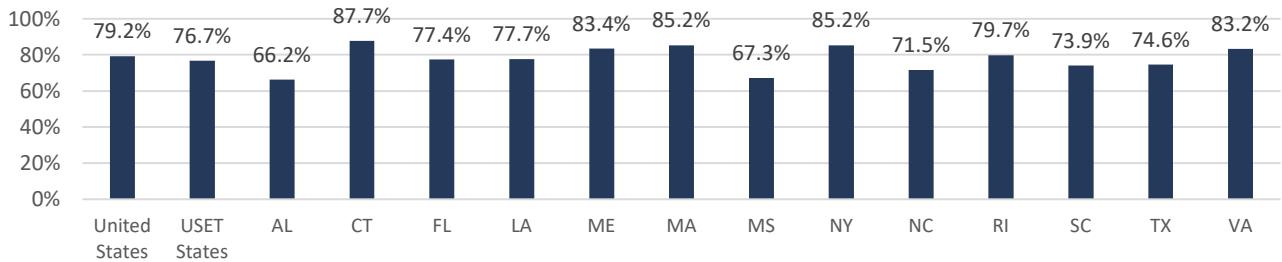
## Percentage of Population Fully Vaccinated



■ Cumulative as of 05/18/2021

— Cumulative as of 05/11/2021

## Percentage of Delivered COVID-19 Vaccination Doses That Have Been Administered



Data is mined from the Centers for Disease Control and Prevention's COVID-19 data tracker on Tuesdays.